


PUMPS

TEED TRIPLEX WELL SERVICE PUMP



SPECIFICATIONS

Specifications	Intermittent Well Service
Maximum	165 BPH
Maximum Jackshift RPM	300 RPM
Stroke Length	5" (203 mm)
Maximum Rod Load	44,000 lbs (19,960 kg)
Pump Weight	3,230 lbs (1,451 kg)



PLUNGER DIAMETER	DISPLACEMENT PER REVOLUTION		DISPLACEMENT AT PUMP RPM - WELL SERVICE APPLICATION																				
			50				100				200				250				300				
in.	Gal/Rev	Lit/Rev	GPM	LPM	PSI	kg/sq. cm	GPM	LPM	PSI	kg/sq. cm	GPM	LPM	PSI	kg/sq. cm	GPM	LPM	PSI	kg/sq. cm	GPM	LPM	PSI	kg/sq. cm	
4.00	102	0.817	3.091	41	155	3500	246	82	309	2950	206	163	618	1475	104	204	773	1175	83	245	927	975	69
3.50	89	0.623	2.359	31	118	4600	321	62	236	3800	268	125	472	1925	135	156	590	1550	108	187	708	1300	90
3.00	76	0.460	1.741	23	87	6200	438	46	174	5250	368	92	348	2625	184	115	435	2100	147	138	522	1750	123
2.75	70	0.387	1.463	19	73	7400	521	39	146	6150	433	77	293	3125	220	97	366	2500	176	116	439	2075	146
2.50	63	0.319	1.206	16	60	9000	630	32	121	7550	532	64	241	3775	265	80	302	3025	212	96	362	2525	177
2.25	57	0.258	0.977	13	49	10000	703	26	98	9300	655	52	195	4650	328	65	244	3725	262	77	293	3100	218
2.00	51	0.204	0.722	10	39	10000	703	20	77	10000	703	41	154	5900	414	51	193	4725	332	61	232	3925	276
1.75	44	0.156	0.591	8	30	10000	719	16	59	10000	703	31	118	7700	542	39	148	6175	433	47	177	5125	360

Ratings are based on 90% mechanical efficiency and 100% volumetric efficiency.

Piston and liner construction available in 2 3/4", 3", 3 1/2" and 4" only.

The duty cycle of a pump rated for intermittent duty is not to exceed 30 minutes at loads above the maximum established for continuous running followed by an equal period at no load.

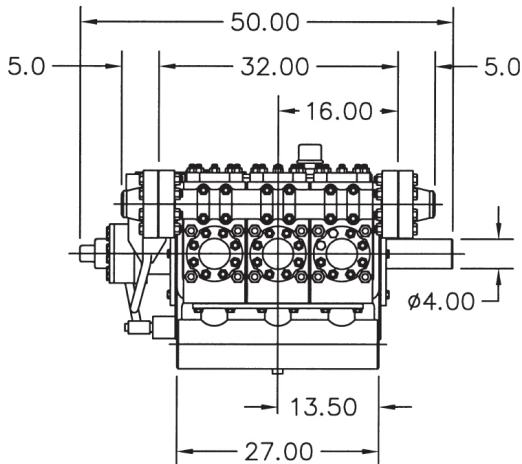
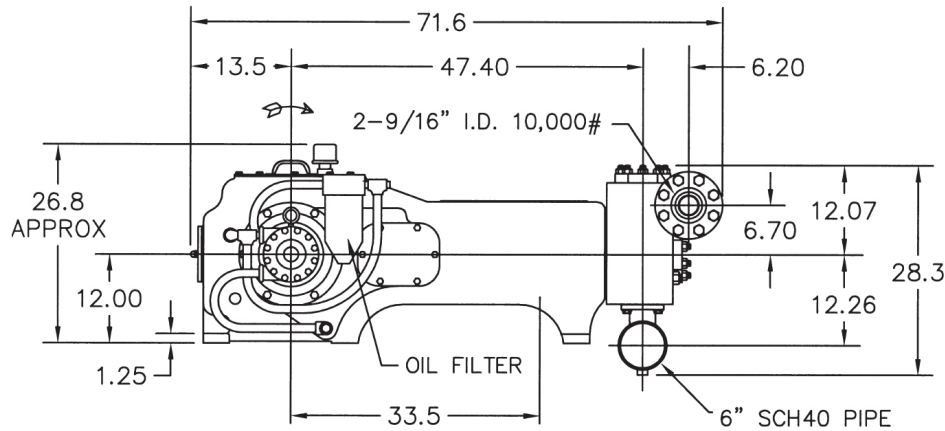
External pressure lubrication required below 75 RPM.

Note: Use plungers/packing for acid service or pressures in excess of 4,000 PSI. Pistons/liners are not recommended for these applications or any applications over 4,000 PSI.

TEED TRIPLEX

WELL SERVICE PUMP

SPECIFICATIONS



STANDARD FEATURES

- Eccentric construction
- Left or right-hand shaft extension
- Top and bottom crosshead pressure lubrication
- Pressure lubrication of power end
- Suction and discharge on either side
- Solid connecting rods
- Clamp connections between plungers and crosshead extensions
- Removable stuffing boxes with threaded gland nuts
- Choice of piston and liner construction or plungers with non-adjustable type packing
- 6" steel fabricated suction manifold• Colmonoy plungers or piston/liner construction
- Hardened steel valves
- Cast steel fluid end
- Fabricated suction manifold
- Lubricating oil pump and filter
- Weld neck companion flanges

Crankcase Oil Capacity	12 gallons (45 liters)
Suction Opening	6" (152mm) pipe, beveled for welding
Discharge Connection	2 9/16" (65mm), weld neck API 10,000 PSI
Dimensions	Length 69.8" (1733mm), Width 50.0"(1270mm) Height (mounting feet to top) 26.8" (681mm)

OPTIONAL FEATURES

- Mechanical lubricator for stuffing box packing
- Suction and discharge surge chambers
- Relief valve
- Fabricated steel skid and motor or engine
- Plunger rod washing system (mounted only on unitized packages)
- Auxillary oil pump (unmounted)
- Stainless steel valves